



# TROPHÉE OSCAR PETIT

## ÉPREUVE 3

24 & 25 Octobre 2015



### X30 M - Rotax Evo

### Finale (F) Résultats

### Document 8 OFFICIEL

Sous réserve du contrôle technique ou d'incidents d'ordre sportif

Clt	N°	Pilote	Classe	Club	CRK	Tours	Ecart	Interv.	Meilleur tour
1	▲14	1	BERTIN Renaud	Rotax Max Evo	DUNOIS	CENTRE	12		57.838
2	▬	2	MENONI Gabriel	Rotax Max Evo	ANNEMASSE	RHÔNE ALPES	12	0.194	57.664
3	▼2	7	USANNA Anthony	Rotax Max Evo	BESANCON	BOURGOGNE F.COMTÉ	12	0.296	57.997
4	▬	5	SPIRLI Julien	Rotax Max Evo	CH. GAILLARD	RHÔNE ALPES	12	1.202	57.957
5	▲4	11	DA RUGNA Guillaume	Rotax Max Evo	ST AMAND	CENTRE	12	5.760	58.289
6	▼1	8	LAHITTE Thomas	Rotax Max Evo	PAYS AGENAIS	AQUITAINE	12	6.110	58.221
7	▲10	6	JACQUET MARTIN Nicolas	Rotax Max Evo	SAVOIE	RHÔNE ALPES	12	13.706	58.715
8	▲13	3	JACQUET Robin	Rotax Max Evo	CH. GAILLARD	RHÔNE ALPES	12	13.983	59.074
9	▲10	4	GERMAIN Brice	Rotax Max Evo	ALBERTVILLE	RHÔNE ALPES	12	29.386	59.421
10	▲4	9	ESNAULT David	Rotax Max Evo	DUNOIS	CENTRE	12	37.568	1:00.648
11	▼5	64	BOUENOU Mathieu	X30 Master	ALBERTVILLE	RHÔNE ALPES	12	40.415	58.369
12	▼9	63	JOLINET Grégory	X30 Master	L'ENCLOS	BOURGOGNE F.COMTÉ	12	40.881	58.387
13	▼3	69	GRANVAUD Julien	X30 Master	VARENNES	AUVERGNE	12	40.933	58.362
14	▼7	60	CHAPUIS Jean-Claude	X30 Master	ASK LYON KART MASTER	RHÔNE ALPES	12	41.122	58.456
15	▼7	67	L'ORPHELIN Guy	X30 Master	VAL DE SAONE	BOURGOGNE F.COMTÉ	12	41.451	58.453
16	▲2	61	NATHIER Dominique	X30 Master	NONTRON	AQUITAINE	12	46.366	58.609
17	▼6	66	BUSSERET Emmanuel	X30 Master	VAL DE SAONE	BOURGOGNE F.COMTÉ	12	46.497	58.962
18	▼5	62	BARJOT Jean-Christophe	X30 Master	VARENNES	AUVERGNE	12	56.194	59.738
19	▼7	68	LIOCHON Anthony	X30 Master	VAL DE SAONE	BOURGOGNE F.COMTÉ	11	1 Tour	1:00.594
20	▼4	65	SANSONNENS Rijen	X30 Master	GO KART CLUB	SUISSE	10	2 Tours	1:06.864

#### Non classés

	10	BOSSARD Romain	Rotax Max Evo	DUNOIS	CENTRE		Non partant		
--	----	----------------	---------------	--------	--------	--	-------------	--	--

Tête de course : N°7 USANNA Anthony (1-1) / N°1 BERTIN Renaud (2-3) / N°7 USANNA Anthony (4-10) / N°1 BERTIN Renaud (11-12)

Départ : 25/10 - 15:14:11

Meilleur tour : N°2 MENONI Gabriel 57.664 92,08 Km/h

Météo : Nuageux Air : 17°C Piste : Sèche

Record de l'épreuve : N°64 BOUENOU Mathieu 57.600 92,18 Km/h

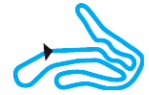


# TROPHÉE OSCAR PETIT

## ÉPREUVE 3

24 & 25 Octobre 2015

Circuit International  
**BRUN**  
Team



**X30 M - Rotax Evo**

**Finale (F)**

Pour information, sans valeur officielle

**Tableau des tours**

	1	2	3	4	5	6	7	8	9	10	11	12	13	14	15	16	17	18	19	20	21
<b>Grille</b>	7	2	63	5	8	64	60	67	11	69	66	68	62	9	1	65	6	61	4	<del>10</del>	3
<b>Départ</b>	2	7	5	8	11	1	9	4	3	6	63	64	60	69	67	66	62	68	61	65	
<b>Tour 1</b> Intervalle	7	1 0.3	8 0.0	5 0.2	2 0.2	11 0.3	3 0.5	6 1.6	9 0.4	4 7.3	63 24.3	64 0.0	69 0.1	60 0.5	67 0.2	66 0.6	61 1.1	62 0.4	68 1.0	65 3.9	
<b>Tour 2</b>	1	7 0.1	5 0.9	8 0.1	2 0.2	11 0.3	3 0.4	6 1.8	9 2.3	4 5.7	64 23.3	69 0.1	63 0.2	60 0.7	67 0.3	66 0.6	61 0.6	62 1.1	68 2.4	65 9.2	
<b>Tour 3</b>	1	7 0.4	5 1.9	2 0.0	8 0.7	11 0.1	3 0.7	6 1.2	9 4.8	4 3.9	64 22.2	69 0.2	63 0.0	60 0.7	67 0.2	66 0.9	61 0.1	62 2.2	68 4.0	65 17.1	
<b>Tour 4</b>	7	1 0.0	5 1.7	2 0.2	11 1.5	8 0.3	3 0.4	6 1.3	9 7.0	4 2.7	64 20.9	63 0.1	69 0.0	60 0.7	67 0.4	66 1.4	61 1.1	62 1.9	68 5.5	65 28.4	
<b>Tour 5</b>	7	1 0.1	2 1.8	5 0.2	11 1.5	8 0.6	3 0.9	6 1.4	9 9.2	4 1.3	64 19.5	69 0.1	63 0.1	60 0.5	67 0.3	66 1.8	61 0.5	62 3.0	68 6.5	65 36.5	
<b>Tour 6</b>	7	1 0.1	2 1.5	5 0.2	11 1.7	8 0.5	3 2.4	6 0.4	9 11.8	4 0.1	64 18.1	69 0.1	63 0.2	60 0.4	67 0.2	66 2.4	61 0.2	62 4.1	68 7.8	65 43.5	
<b>Tour 7</b>	7	1 0.1	2 1.3	5 0.4	11 2.0	8 0.7	3 3.2	6 0.4	4 12.7	9 1.1	69 15.8	64 0.0	60 0.4	63 0.1	67 0.2	66 2.8	61 0.2	62 5.0	68 8.2	65 51.1	
<b>Tour 8</b>	7	1 0.1	2 1.0	5 0.7	11 2.8	8 0.4	3 4.0	6 0.1	4 13.8	9 2.1	64 14.0	69 0.1	63 0.3	60 0.2	67 0.2	66 2.8	61 0.7	62 5.4	68 11.6	65 55.7	
<b>Tour 9</b>	7	1 0.1	2 0.7	5 0.9	11 3.2	8 0.5	6 5.0	3 0.2	4 14.1	9 3.8	64 10.9	69 0.1	63 0.2	60 0.5	67 0.0	66 3.5	61 0.1	62 7.1	68 13.6	65 1:09	
<b>Tour 10</b>	7	1 0.2	2 0.3	5 1.3	11 3.4	8 0.5	6 5.4	3 0.5	4 14.4	9 6.0	64 7.7	63 0.4	69 0.0	60 0.6	67 0.1	61 3.8	66 0.3	62 8.1	68 18.6	65 1:15	
<b>Tour 11</b>	1	7 0.0	2 0.1	5 2.0	11 4.0	8 0.1	6 6.6	3 0.2	4 14.8	9 6.8	64 5.6	63 0.2	69 0.0	60 0.7	67 0.2	61 4.5	66 0.2	62 8.8	<del>68</del> 19.7		
<b>Tour 12</b>	1	2 0.1	7 0.1	5 0.9	11 4.5	8 0.3	6 7.5	3 0.2	4 15.4	9 8.1	64 2.8	63 0.4	69 0.0	60 0.1	67 0.3	61 4.9	66 0.1	62 9.6			



# TROPHÉE OSCAR PETIT

## ÉPREUVE 3

24 & 25 Octobre 2015

Circuit International  
**BRUN**



### X30 M - Rotax Evo

Finale (F)

Analyse des tours

Pour information, sans valeur officielle

Tours	Secteur 1	Secteur 2	Secteur 3	mps au tour
<b>N°1 BERTIN Renaud</b>				
1	16.461	26.448	18.871	1:01.780
2	14.415	25.873	18.672	58.960
3	14.329	25.584	18.526	58.439
4	14.405	25.809	18.671	58.885
5	14.434	25.468	18.491	58.393
6	14.433	25.406	18.459	58.298
7	14.223	25.254	18.478	57.955
8	14.290	25.413	18.388	58.091
9	14.245	25.272	18.519	58.036
10	14.284	25.290	18.558	58.132
11	14.188	25.323	18.327	57.838
12	14.726	25.755	18.833	59.314

Tours	Secteur 1	Secteur 2	Secteur 3	mps au tour
<b>N°2 MENONI Gabriel</b>				
1	17.042	26.720	19.016	1:02.778
2	14.612	26.335	18.890	59.837
3	15.033	25.869	18.538	59.440
4	14.222	25.454	18.644	58.320
5	14.312	25.448	18.559	58.319
6	14.177	25.346	18.467	57.990
7	14.182	25.190	18.438	57.810
8	14.159	25.096	18.467	57.722
9	14.152	25.176	18.417	57.745
10	14.079	25.338	18.377	57.794
11	14.193	25.195	18.276	57.664
12	14.552	25.825	18.913	59.290

Tours	Secteur 1	Secteur 2	Secteur 3	mps au tour
<b>N°3 JACQUET Robin</b>				
1	16.391	26.990	19.356	1:02.737
2	14.768	26.120	18.857	59.745
3	14.931	26.293	18.948	1:00.172
4	14.593	25.763	18.718	59.074
5	14.742	25.789	18.847	59.378
6	14.682	26.200	18.812	59.694
7	14.673	25.805	18.790	59.268
8	14.636	25.804	18.731	59.171
9	14.482	25.907	19.352	59.741
10	14.585	25.790	18.766	59.141
11	14.692	26.021	18.752	59.465

Tours	Secteur 1	Secteur 2	Secteur 3	mps au tour
<b>N°4 GERMAIN Brice</b>				
1	26.175	26.914	19.382	1:12.471
2	14.871	26.291	19.122	1:00.284
3	14.950	26.165	19.119	1:00.234
4	14.732	26.218	19.152	1:00.102
5	14.696	26.380	19.312	1:00.388
6	14.605	26.430	19.064	1:00.099
7	14.777	26.124	19.138	1:00.039
8	14.637	26.100	19.161	59.898
9	14.663	26.032	19.233	59.928
10	14.638	25.923	18.860	59.421
11	14.645	26.282	18.952	59.879
12	14.555	26.499	19.408	1:00.462

Tours	Secteur 1	Secteur 2	Secteur 3	mps au tour
<b>N°5 SPIRLI Julien</b>				
1	16.395	26.975	18.975	1:02.345
2	14.709	26.161	18.839	59.709
3	15.269	25.609	18.871	59.749
4	14.150	25.426	18.630	58.206
5	14.402	25.636	18.696	58.734
6	14.137	25.364	18.568	58.069
7	14.243	25.263	18.486	57.992
8	14.175	25.281	18.501	57.957
9	14.233	25.243	18.511	57.987
10	14.305	25.266	18.615	58.186
11	14.552	25.319	18.497	58.368
12	14.267	25.396	18.586	58.249

Tours	Secteur 1	Secteur 2	Secteur 3	mps au tour
<b>N°6 JACQUET MARTIN Nicolas</b>				
1	15.584	26.625	19.641	1:01.850
2	14.719	26.114	19.145	59.978
3	14.515	26.057	18.921	59.493
4	14.603	25.822	18.786	59.211
5	14.893	25.952	18.649	59.494
6	14.451	25.662	18.602	58.715
7	14.791	25.808	18.670	59.269
8	14.460	25.763	18.605	58.828
9	14.640	25.751	18.960	59.351
10	14.423	25.783	18.663	58.869

Tours	Secteur 1	Secteur 2	Secteur 3	mps au tour
<b>N°7 USANNA Anthony</b>				
1	16.339	26.436	19.018	1:01.793
2	14.638	26.142	18.699	59.479
3	14.556	25.599	18.565	58.720
4	14.346	25.577	18.459	58.382
5	14.363	25.526	18.453	58.342
6	14.435	25.424	18.398	58.257
7	14.251	25.264	18.482	57.997
8	14.295	25.338	18.423	58.056
9	14.263	25.294	18.453	58.010
10	14.339	25.293	18.393	58.025
11	14.282	25.384	18.552	58.218
12	14.939	25.840	18.748	59.527

Tours	Secteur 1	Secteur 2	Secteur 3	mps au tour
<b>N°8 LAHITTE Thomas</b>				
1	16.507	26.520	19.035	1:02.062
2	14.897	26.425	18.829	1:00.151
3	15.643	26.121	18.662	1:00.426
4	14.963	25.822	18.671	59.456
5	14.616	25.678	18.562	58.856
6	14.204	25.501	18.516	58.221
7	14.276	25.557	18.592	58.425
8	14.331	25.606	18.465	58.402
9	14.306	25.493	18.717	58.516
10	14.240	25.508	18.663	58.411
11	14.393	25.641	18.531	58.565
12	14.883	25.584	18.492	58.959

Tours	Secteur 1	Secteur 2	Secteur 3	mps au tour
<b>N°9 ESNAULT David</b>				
1	17.469	27.561	20.237	1:05.267
2	15.518	26.854	19.546	1:01.918
3	15.537	26.846	19.619	1:02.002
4	15.418	26.458	19.484	1:01.360
5	15.683	26.668	19.346	1:01.697
6	15.383	26.593	19.345	1:01.321
7	15.549	26.349	19.466	1:01.364
8	15.034	26.547	19.361	1:00.942
9	15.495	26.662	19.467	1:01.624



# TROPHÉE OSCAR PETIT

## ÉPREUVE 3

24 & 25 Octobre 2015



### X30 M - Rotax Evo

Finale (F)

Analyse des tours

Pour information, sans valeur officielle

Tours	Secteur 1	Secteur 2	Secteur 3	mps au tour
10	15.504	26.742	19.353	1:01.599
11	<b>14.967</b>	26.515	<b>19.166</b>	<b>1:00.648</b>
12	15.529	26.923	19.350	1:01.802

#### N°11 DA RUGNA Guillaume

1	<b>17.016</b>	<b>26.768</b>	<b>19.082</b>	<b>1:02.866</b>
2	<b>14.473</b>	<b>26.307</b>	<b>19.056</b>	<b>59.836</b>
3	15.103	<b>26.240</b>	<b>18.619</b>	59.962
4	14.695	<b>25.624</b>	18.711	<b>59.030</b>
5	<b>14.395</b>	<b>25.529</b>	<b>18.562</b>	<b>58.486</b>
6	<b>14.360</b>	<b>25.500</b>	<b>18.458</b>	<b>58.318</b>
7	<b>14.312</b>	<b>25.371</b>	18.606	<b>58.289</b>
8	14.449	25.506	18.732	58.687
9	14.357	25.557	18.532	58.446
10	14.336	25.430	18.610	58.376
11	14.736	25.568	18.645	58.949
12	14.560	25.588	18.616	58.764

#### N°60 CHAPUIS Jean-Claude

1	<b>16.056</b>	<b>26.416</b>	<b>18.998</b>	<b>1:01.470</b>
2	<b>14.593</b>	<b>26.171</b>	<b>18.985</b>	<b>59.749</b>
3	<b>14.311</b>	<b>25.781</b>	19.026	<b>59.118</b>
4	<b>14.275</b>	<b>25.621</b>	<b>18.741</b>	<b>58.637</b>
5	14.462	25.679	18.766	58.907
6	14.323	<b>25.549</b>	<b>18.684</b>	<b>58.556</b>
7	<b>14.240</b>	25.585	18.800	58.625
8	14.529	26.124	<b>18.662</b>	59.315
9	14.258	<b>25.536</b>	18.978	58.772
10	14.366	25.722	<b>18.567</b>	58.655
11	14.280	<b>25.536</b>	18.640	<b>58.456</b>
12	14.241	25.658	18.714	58.613

#### N°61 NATHIER Dominique

1	<b>16.773</b>	<b>26.642</b>	<b>19.165</b>	<b>1:02.580</b>
2	<b>14.568</b>	<b>25.852</b>	<b>18.976</b>	<b>59.396</b>
3	<b>14.534</b>	<b>25.547</b>	<b>18.813</b>	<b>58.894</b>
4	15.729	25.739	<b>18.811</b>	1:00.279
5	<b>14.424</b>	25.605	<b>18.580</b>	<b>58.609</b>
6	<b>14.317</b>	25.692	18.687	58.696
7	14.698	25.579	18.954	59.231
8	14.529	26.326	18.816	59.671

Tours	Secteur 1	Secteur 2	Secteur 3	mps au tour
9	14.398	25.587	18.760	58.745
10	14.548	25.565	18.750	58.863
11	14.494	25.928	18.817	59.239
12	14.401	25.773	18.893	59.067

#### N°62 BARJOT Jean-Christophe

1	<b>16.813</b>	<b>26.955</b>	<b>19.423</b>	<b>1:03.191</b>
2	<b>14.741</b>	<b>26.175</b>	<b>19.252</b>	<b>1:00.168</b>
3	14.779	<b>26.040</b>	<b>19.160</b>	<b>59.979</b>
4	<b>14.631</b>	26.110	19.217	<b>59.958</b>
5	<b>14.603</b>	26.064	<b>19.077</b>	<b>59.744</b>
6	<b>14.543</b>	<b>25.996</b>	19.199	<b>59.738</b>
7	14.685	26.097	19.349	1:00.131
8	14.678	26.151	19.248	1:00.077
9	14.926	26.213	19.356	1:00.495
10	14.807	26.079	19.302	1:00.188
11	14.656	<b>25.932</b>	19.201	59.789
12	<b>14.534</b>	26.022	19.285	59.841

#### N°63 JOLINET Grégory

1	<b>15.608</b>	<b>26.229</b>	<b>19.004</b>	<b>1:00.841</b>
2	<b>14.902</b>	26.240	<b>18.644</b>	<b>59.786</b>
3	<b>14.285</b>	<b>25.762</b>	19.018	<b>59.065</b>
4	<b>14.210</b>	<b>25.604</b>	18.707	<b>58.521</b>
5	<b>14.117</b>	26.073	19.013	59.203
6	14.302	<b>25.591</b>	18.785	58.678
7	14.512	25.689	19.014	59.215
8	14.293	25.932	18.681	58.906
9	14.141	25.774	<b>18.574</b>	<b>58.489</b>
10	14.255	25.638	<b>18.530</b>	<b>58.423</b>
11	14.157	25.756	<b>18.474</b>	<b>58.387</b>
12	14.268	26.078	18.888	59.234

#### N°64 BOUENOU Mathieu

1	<b>15.714</b>	<b>26.178</b>	<b>18.907</b>	<b>1:00.799</b>
2	<b>14.541</b>	<b>25.975</b>	<b>18.768</b>	<b>59.284</b>
3	<b>14.336</b>	<b>25.896</b>	18.888	<b>59.120</b>
4	<b>14.247</b>	<b>25.760</b>	18.772	<b>58.779</b>
5	14.410	25.815	<b>18.735</b>	58.960
6	14.308	<b>25.699</b>	<b>18.709</b>	<b>58.716</b>
7	14.429	25.899	<b>18.615</b>	58.943

Tours	Secteur 1	Secteur 2	Secteur 3	mps au tour
8	14.500	25.989	<b>18.574</b>	59.063
9	<b>14.227</b>	<b>25.679</b>	18.646	<b>58.552</b>
10	<b>14.202</b>	<b>25.613</b>	<b>18.554</b>	<b>58.369</b>
11	14.336	<b>25.599</b>	18.667	58.602
12	14.338	25.850	18.798	58.986

#### N°65 SANSONNENS Rijen

1	<b>17.820</b>	<b>28.535</b>	<b>21.464</b>	<b>1:07.819</b>
2	<b>16.674</b>	28.962	<b>21.228</b>	<b>1:06.864</b>
3	18.037	29.628	21.791	1:09.456
4	17.166	31.774	23.800	1:12.740
5	16.812	29.884	22.129	1:08.825
6	17.243	29.644	<b>21.220</b>	1:08.107
7	17.000	29.718	21.432	1:08.150
8	17.022	29.708	21.376	1:08.106
9	24.701	29.906	22.059	1:16.666
10	17.250	30.799	22.245	1:10.294

#### N°66 BUSSERET Emmanuel

1	<b>16.393</b>	<b>26.207</b>	<b>19.215</b>	<b>1:01.815</b>
2	<b>14.819</b>	<b>26.043</b>	<b>19.020</b>	<b>59.882</b>
3	<b>14.644</b>	<b>25.876</b>	<b>18.842</b>	<b>59.362</b>
4	14.673	<b>25.856</b>	<b>18.783</b>	<b>59.312</b>
5	14.645	<b>25.631</b>	18.924	<b>59.200</b>
6	<b>14.597</b>	25.664	18.794	<b>59.055</b>
7	<b>14.580</b>	25.727	18.878	59.185
8	<b>14.507</b>	25.734	18.979	59.220
9	14.573	25.788	18.938	59.299
10	14.959	<b>25.560</b>	18.827	59.346
11	14.509	25.736	18.903	59.148
12	<b>14.434</b>	25.768	<b>18.760</b>	<b>58.962</b>

#### N°67 L'ORPHELIN Guy

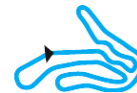
1	<b>16.214</b>	<b>26.183</b>	<b>18.988</b>	<b>1:01.385</b>
2	<b>14.587</b>	<b>25.877</b>	19.399	<b>59.863</b>
3	<b>14.472</b>	<b>25.788</b>	<b>18.790</b>	<b>59.050</b>
4	<b>14.427</b>	<b>25.745</b>	<b>18.654</b>	<b>58.826</b>
5	<b>14.415</b>	<b>25.696</b>	18.678	<b>58.789</b>
6	<b>14.299</b>	<b>25.427</b>	18.727	<b>58.453</b>
7	14.313	25.770	18.719	58.802
8	14.405	26.072	18.687	59.164



# TROPHÉE OSCAR PETIT ÉPREUVE 3

24 & 25 Octobre 2015

Circuit International  
**BRUN**  
Team



## X30 M - Rotax Evo

### Finale (F) Analyse des tours

Pour information, sans valeur officielle

Tours	Secteur 1	Secteur 2	Secteur 3	mps au tour
9	14.242	25.514	18.835	58.591
10	14.513	25.631	18.642	58.786
11	14.347	25.452	18.685	58.484
12	14.237	25.734	18.752	58.723

#### N°68 LIOCHON Anthony

1	17.198	27.217	19.712	1:04.127
2	15.162	26.610	19.774	1:01.546
3	14.918	26.818	19.784	1:01.520
4	14.982	26.673	19.841	1:01.496
5	14.882	26.392	19.430	1:00.704
6	14.796	26.530	19.715	1:01.041
7	14.812	26.350	19.432	1:00.594
8	14.880	26.552	22.074	1:03.506
9	14.958	26.734	20.775	1:02.467
10	17.352	26.890	20.951	1:05.193
11	14.941	26.433	19.462	1:00.836

#### N°69 GRANVAUD Julien

1	16.120	25.961	18.720	1:00.801
2	15.002	25.719	18.644	59.365
3	14.323	25.639	19.247	59.209
4	14.543	25.496	18.659	58.698
5	14.405	25.718	18.813	58.936
6	14.319	25.513	18.809	58.641
7	14.505	25.535	18.793	58.833
8	14.771	25.769	18.655	59.195
9	14.252	25.711	18.625	58.588
10	14.671	25.406	18.659	58.736
11	14.256	25.554	18.552	58.362
12	14.335	25.873	19.005	59.213



# TROPHÉE OSCAR PETIT

## ÉPREUVE 3

24 & 25 Octobre 2015



**X30 M - Rotax Evo**

**Finale (F)**  
**Grille de départ**

**Document 7**

Sous réserve du contrôle technique ou d'incidents d'ordre sportif

	<b>11</b>	<b>3</b> JACQUET Robin Rotax Max Evo
<b>10</b> BOSSARD Romain Rotax Max Evo	<b>10</b>	<b>4</b> GERMAIN Brice Rotax Max Evo
<b>61</b> NATHIER Dominique X30 Master	<b>9</b>	<b>6</b> JACQUET MARTIN Nicolas Rotax Max Evo
<b>65</b> SANSONNENS Rijen X30 Master	<b>8</b>	<b>1</b> BERTIN Renaud Rotax Max Evo
<b>9</b> ESNAULT David Rotax Max Evo	<b>7</b>	<b>62</b> BARJOT Jean-Christophe X30 Master
<b>68</b> LIOCHON Anthony X30 Master	<b>6</b>	<b>66</b> BUSSERET Emmanuel X30 Master
<b>69</b> GRANVAUD Julien X30 Master	<b>5</b>	<b>11</b> DA RUGNA Guillaume Rotax Max Evo
<b>67</b> L'ORPHELIN Guy X30 Master	<b>4</b>	<b>60</b> CHAPUIS Jean-Claude X30 Master
<b>64</b> BOUENOU Mathieu X30 Master	<b>3</b>	<b>8</b> LAHITTE Thomas Rotax Max Evo
<b>5</b> SPIRLI Julien Rotax Max Evo	<b>2</b>	<b>63</b> JOLINET Grégory X30 Master
<b>2</b> MENONI Gabriel Rotax Max Evo	<b>1</b>	<b>7</b> USANNA Anthony Rotax Max Evo

POLE POSITION



Départ : 25/10 - 15:06 12 Tours = 17,700 Km



# TROPHÉE OSCAR PETIT

## ÉPREUVE 3

24 & 25 Octobre 2015

Circuit International  
**BRUN**  
Team



### X30 M - Rotax Evo

#### Pré Finale (PF)

#### Document 6.1 OFFICIEL

#### Résultats

Sous réserve du contrôle technique ou d'incidents d'ordre sportif

Cl	N°	Pilote	Classe	Club	CRK	Tours	Ecart	Interv. eilleur tour	Pénalité		
1	▲2	7	USANNA Anthony	Rotax Max Evo	BESANCON	BOURGOGNE F.COMTÉ	12		57.614		
2	≡	2	MENONI Gabriel	Rotax Max Evo	ANNEMASSE	RHÔNE ALPES	12	<b>0.097</b>	0.097	57.948	
3	▲1	63	JOLINET Grégory	X30 Master	L'ENCLOS	BOURGOGNE F.COMTÉ	12	<b>1.424</b>	1.327	58.078	
4	▲3	5	SPIRLI Julien	Rotax Max Evo	CH. GAILLARD	RHÔNE ALPES	12	<b>2.371</b>	0.947	58.023	
5	▲3	8	LAHITTE Thomas	Rotax Max Evo	PAYS AGENAIS	AQUITAINE	12	<b>7.868</b>	5.497	58.585	
6	≡	64	BOUENOU Mathieu	X30 Master	ALBERTVILLE	RHÔNE ALPES	12	<b>8.093</b>	0.225	58.234	
7	▲13	60	CHAPUIS Jean-Claude	X30 Master	ASK LYON KART MASTE	RHÔNE ALPES	12	<b>10.745</b>	2.652	58.085	
8	▲1	67	L'ORPHELIN Guy	X30 Master	VAL DE SAONE	BOURGOGNE F.COMTÉ	12	<b>10.875</b>	0.130	58.431	
9	▲12	11	DA RUGNA Guillaume	Rotax Max Evo	ST AMAND	CENTRE	12	<b>11.056</b>	0.181	57.976	
10	▼5	69	GRANVAUD Julien	X30 Master	VARENNES	AUVERGNE	12	<b>14.926</b>	3.870	57.795	
11	▲2	66	BUSSERET Emmanuel	X30 Master	VAL DE SAONE	BOURGOGNE F.COMTÉ	12	<b>15.216</b>	0.290	58.799	
12	▲5	68	LIOCHON Anthony	X30 Master	VAL DE SAONE	BOURGOGNE F.COMTÉ	12	<b>39.589</b>	24.373	1:00.387	
13	▲2	62	BARJOT Jean-Christophe	X30 Master	VARENNES	AUVERGNE	12	<b>40.106</b>	0.517	1:00.571	
14	▲4	9	ESNAULT David	Rotax Max Evo	DUNOIS	CENTRE	12	<b>51.858</b>	11.752	1:01.400	
15	▼14	1	BERTIN Renaud	Rotax Max Evo	DUNOIS	CENTRE	12	<b>35.763</b>		57.630	+3p
16	▲3	65	SANSONNENS Rijen	X30 Master	GO KART CLUB	SUISSE	11	<b>1 Tour</b>	1 Tour	1:06.767	
17	▼5	6	JACQUET MARTIN Nicola	Rotax Max Evo	SAVOIE	RHÔNE ALPES	7	<b>5 Tours</b>	4 Tours	58.986	
18	▼8	61	NATHIER Dominique	X30 Master	NONTRON	AQUITAINE	4	<b>8 Tours</b>	3 Tours	58.719	
19	▼5	4	GERMAIN Brice	Rotax Max Evo	ALBERTVILLE	RHÔNE ALPES	2	<b>10 Tours</b>	2 Tours	1:00.429	
20	▼4	10	BOSSARD Romain	Rotax Max Evo	DUNOIS	CENTRE	1	<b>11 Tours</b>	1 Tour	1:03.752	
21	▼10	3	JACQUET Robin	Rotax Max Evo	CH. GAILLARD	RHÔNE ALPES	1	<b>11 Tours</b>	0.201	1:03.992	

N°1 BERTIN Renaud : défaut de maîtrise, article 19 RSN 2015. Suivant la décision sportive N°4.

Tête de course : N°63 JOLINET Grégory (1-2) / N°2 MENONI Gabriel (3-11) / N°7 USANNA Anthony (12-12)

Départ : 25/10 - 11:32:45

Meilleur tour : N°7 USANNA Anthony 57.614 92,16 Km/h

Météo : Légèrement nuageux Air : 14°C Piste : Sèche

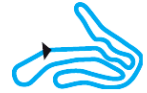
Record de l'épreuve : N°64 BOUENOU Mathieu 57.600 92,18 Km/h



# TROPHÉE OSCAR PETIT ÉPREUVE 3

24 & 25 Octobre 2015

Circuit International  
**BRUN**  
Team



DOCUMENT N° **4**

## DÉCISION DES COMMISSAIRES SPORTIFS STEWARDS' DECISION

PÉNALITÉ INFLIGÉE AU CONCURRENT (NOM) :  
PENALTY INFLICTED UPON THE ENTRANT (NAME):

NUMERO DE LICENCE / LICENSE NUMBER : **170337**

N° :  
No.: **1**

PILOTE :  
DRIVER : **BERTIN Renaud**

Concerne la partie de l'Épreuve : **X30 M - Rotax Evo - Pré Finale**  
Concerns the part of the event:

### ÉNONCÉ / STATEMENT:

**3 places**

### MOTIF / REASON:

**Défaut de maîtrise sur le pilote 68**

**Selon l'article 19 du RSN 2015.**

\* Le soussigné reconnaît avoir reçu copie de la présente notification et avoir été informé des voies de recours : DROIT D'APPEL, Réglementation ASN et des conséquences qui en découlent (juridiques et financières).  
Le concurrent doit déclarer, par écrit, dans l'heure qui suit la notification ou la publication de la décision, au Directeur de Course ou à un Commissaire Sportif, son intention de faire appel. Il doit joindre impérativement à cette déclaration d'appel une caution d'appel de : 3300 € (appel national FFSA 2014).  
Il doit confirmer intention en envoyant sa lettre à l'ASN dans les formes et délais prévus par les règlements applicables.

**Décision annoncée**  
*Decision announced*

Date / Date: **25/10/2015**

Heure / Time: **12:25**

Nom / Name

Signature

Président du Collège / *Chairman of the Panel:*

**Christine Lacogne (FRA) :**

Membres du Collège / *Members of the Panel:*

### NOTIFICATION AU CONCURRENT CONCERNÉ / NOTIFICATION TO THE RELEVANT ENTRANT

Je soussigné :  
*I undersigned:* Nom personnel / *personal name*

Représentant du Concurrent :  
*Representing the Entrant:* Nom du Concurrent / *Entrant's name*

Certifie avoir reçu notification du document N° **4** des Commissaires Sportifs de l'Épreuve.  
*Certify that I have been notified of document No. 4 by the Stewards of the Meeting.*

Date :

Heure / Time:

Signature :



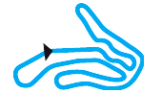


# TROPHÉE OSCAR PETIT

## ÉPREUVE 3

24 & 25 Octobre 2015

Circuit International  
**BRUN**  
Team



**X30 M - Rotax Evo**

Pré Finale (PF)

Pour information, sans valeur officielle

Tableau des tours

	1	2	3	4	5	6	7	8	9	10	11	12	13	14	15	16	17	18	19	20	21
Grille	1	2	7	63	69	64	5	8	67	61	3	6	66	4	62	10	68	9	65	60	11
Départ	2	1	63	7	64	69	5	8	67	61	6	66	4	3	10	62	68	9	60	65	11
Tour 1 Intervalle	63	2 0.1	69 1.6	7 0.1	5 0.4	8 0.8	1 0.1	6 0.4	61 0.4	4 0.4	67 0.1	<del>10</del> 0.0	<del>3</del> 0.2	66 0.1	60 0.1	11 0.5	64 0.1	62 0.4	68 0.4	9 0.4	65 3.2
Tour 2	63	2 0.0	69 1.7	7 0.0	5 0.2	1 0.6	8 0.8	61 1.2	6 0.1	67 0.5	<del>4</del> 0.7	60 0.4	64 0.4	66 0.3	11 0.7	68 1.9	62 0.4	9 0.7	65 7.3		
Tour 3	2	63 0.2	69 1.4	5 0.3	7 0.1	1 0.1	8 1.4	61 1.2	6 0.5	67 0.2	64 1.4	60 0.5	66 0.3	11 0.2	68 4.6	62 0.4	9 4.7	65 8.8			
Tour 4	2	63 0.4	69 1.3	7 0.0	5 0.3	1 0.0	8 2.0	<del>61</del> 1.2	67 0.7	64 0.7	6 0.2	60 0.7	66 0.5	11 0.1	68 7.1	62 0.2	9 5.4	65 13.9			
Tour 5	2	63 0.4	69 1.0	7 0.3	5 0.4	1 0.1	8 2.3	64 2.3	67 0.2	60 0.8	6 0.3	66 0.7	11 0.0	68 9.3	62 0.1	9 6.4	65 19.4				
Tour 6	2	63 0.5	69 0.7	7 0.1	1 0.2	5 0.5	8 2.8	64 2.0	67 0.4	60 0.5	6 1.0	11 0.1	66 0.8	68 10.5	62 0.4	9 7.2	65 26.5				
Tour 7	2	63 0.4	69 0.6	1 0.1	7 0.2	5 0.9	8 3.2	64 2.0	67 0.2	60 0.7	11 1.6	<del>6</del> 0.2	66 0.3	68 12.7	62 0.3	9 7.6	65 33.5				
Tour 8	2	63 0.6	7 0.5	5 1.5	8 3.6	64 1.4	67 0.4	60 0.3	11 1.9	66 1.3	69 4.0	68 11.0	62 0.1	1 8.9	9 1.5	65 47.1					
Tour 9	2	63 0.6	7 0.0	5 2.2	8 3.8	64 1.3	67 1.0	60 0.1	11 1.2	66 2.4	69 2.9	68 13.7	62 0.1	1 6.2	9 4.8	65 54.2					
Tour 10	2	7 0.6	63 0.7	5 1.6	8 4.3	64 0.9	60 1.7	67 0.1	11 0.4	66 3.6	69 1.7	68 18.5	62 0.5	1 1.2	9 8.5	65 1:00					
Tour 11	2	7 0.2	63 1.4	5 1.4	8 4.8	64 0.6	60 1.8	67 0.1	11 0.2	66 4.2	69 0.5	1 20.9	68 1.0	62 0.6	9 10.0	<del>65</del> 1:06					
Tour 12	7	2 0.0	63 1.3	5 0.9	8 5.4	64 0.2	60 2.6	67 0.1	11 0.1	69 3.8	66 0.2	1 20.5	68 3.8	62 0.5	9 11.7						



# TROPHÉE OSCAR PETIT

## ÉPREUVE 3



24 & 25 Octobre 2015

### X30 M - Rotax Evo

#### Pré Finale (PF)

Pour information, sans valeur officielle

#### Analyse des tours

Tours	Secteur 1	Secteur 2	Secteur 3	mps au tour	Tours	Secteur 1	Secteur 2	Secteur 3	mps au tour	Tours	Secteur 1	Secteur 2	Secteur 3	mps au tour
<b>N°1 BERTIN Renaud</b>					6	14.477	<b>25.329</b>	18.521	<b>58.327</b>	10	14.364	25.649	18.599	58.612
1	<b>16.165</b>	<b>28.880</b>	<b>18.795</b>	<b>1:03.840</b>	7	<b>14.223</b>	25.440	18.543	<b>58.206</b>	11	14.414	25.648	18.660	58.722
2	<b>14.296</b>	<b>25.561</b>	<b>18.372</b>	<b>58.229</b>	8	14.372	25.629	18.577	58.578	12	14.383	25.638	18.634	58.655
3	<b>14.265</b>	<b>25.385</b>	18.462	<b>58.112</b>	9	14.352	25.534	18.587	58.473	<b>N°9 ESNAULT David</b>				
4	14.326	25.457	18.440	58.223	10	14.273	25.371	18.502	<b>58.146</b>	1	<b>18.482</b>	<b>27.760</b>	<b>19.504</b>	<b>1:05.746</b>
5	14.670	<b>25.356</b>	<b>18.360</b>	58.386	11	14.288	25.390	18.524	58.202	2	<b>15.586</b>	<b>26.884</b>	20.264	<b>1:02.734</b>
6	<b>14.163</b>	<b>25.246</b>	<b>18.231</b>	<b>57.640</b>	12	14.228	<b>25.314</b>	18.481	<b>58.023</b>	3	18.770	27.185	19.593	1:05.548
7	<b>14.040</b>	25.290	18.300	<b>57.630</b>	<b>N°6 JACQUET MARTIN Nicolas</b>					4	<b>15.447</b>	<b>26.690</b>	19.564	<b>1:01.701</b>
8	48.251	26.110	18.692	1:33.053	1	<b>16.610</b>	<b>27.373</b>	<b>19.096</b>	<b>1:03.079</b>	5	15.758	<b>26.601</b>	19.550	1:01.909
9	14.414	25.596	18.428	58.438	2	<b>14.668</b>	<b>26.123</b>	19.220	<b>1:00.011</b>	6	<b>15.260</b>	<b>26.598</b>	19.551	<b>1:01.409</b>
10	14.360	25.443	18.358	58.161	3	<b>14.525</b>	<b>25.787</b>	<b>18.839</b>	<b>59.151</b>	7	<b>15.201</b>	26.764	<b>19.435</b>	<b>1:01.400</b>
11	14.119	25.708	18.526	58.353	4	15.144	25.897	19.068	1:00.109	8	16.140	27.992	19.947	1:04.079
12	14.255	25.361	18.354	57.970	5	14.635	26.015	<b>18.802</b>	59.452	9	<b>15.163</b>	26.726	19.870	1:01.759
<b>N°2 MENONI Gabriel</b>					6	<b>14.408</b>	25.878	<b>18.700</b>	<b>58.986</b>	10	15.204	27.026	19.593	1:01.823
1	<b>16.021</b>	<b>25.876</b>	<b>18.722</b>	<b>1:00.619</b>	7	14.619	25.896	18.951	59.466	11	15.382	<b>26.595</b>	19.647	1:01.624
2	<b>14.307</b>	<b>25.714</b>	<b>18.619</b>	<b>58.640</b>	<b>N°7 USANNA Anthony</b>					12	15.984	26.947	<b>19.360</b>	1:02.291
3	14.401	<b>25.533</b>	18.656	<b>58.590</b>	1	<b>16.459</b>	<b>27.061</b>	<b>18.803</b>	<b>1:02.323</b>	<b>N°10 BOSSARD Romain</b>				
4	14.342	<b>25.489</b>	<b>18.493</b>	<b>58.324</b>	2	<b>14.379</b>	<b>25.733</b>	<b>18.537</b>	<b>58.649</b>	1	<b>16.878</b>	<b>27.106</b>	<b>19.768</b>	<b>1:03.752</b>
5	14.375	<b>25.458</b>	<b>18.476</b>	<b>58.309</b>	3	14.449	25.929	<b>18.531</b>	58.909	<b>N°11 DA RUGNA Guillaume</b>				
6	14.354	<b>25.370</b>	<b>18.455</b>	<b>58.179</b>	4	<b>14.334</b>	<b>25.316</b>	<b>18.311</b>	<b>57.961</b>	1	<b>17.410</b>	<b>27.134</b>	<b>19.326</b>	<b>1:03.870</b>
7	<b>14.268</b>	25.416	18.538	58.222	5	14.654	<b>25.306</b>	18.313	58.273	2	<b>15.204</b>	<b>26.933</b>	<b>18.940</b>	<b>1:01.077</b>
8	<b>14.181</b>	25.538	18.491	58.210	6	<b>14.199</b>	25.310	18.375	<b>57.884</b>	3	<b>14.394</b>	<b>25.723</b>	<b>18.647</b>	<b>58.764</b>
9	14.309	25.484	<b>18.388</b>	58.181	7	<b>14.108</b>	25.599	18.403	58.110	4	14.415	25.760	<b>18.593</b>	58.768
10	14.231	25.448	18.485	<b>58.164</b>	8	<b>14.091</b>	25.512	18.340	57.943	5	14.547	<b>25.509</b>	18.630	<b>58.686</b>
11	14.200	<b>25.342</b>	18.406	<b>57.948</b>	9	<b>13.982</b>	<b>25.304</b>	18.485	<b>57.771</b>	6	<b>14.327</b>	25.578	<b>18.518</b>	<b>58.423</b>
12	14.368	25.986	18.634	58.988	10	14.291	25.379	18.393	58.063	7	14.634	25.746	18.685	59.065
<b>N°3 JACQUET Robin</b>					11	14.081	<b>25.282</b>	<b>18.251</b>	<b>57.614</b>	8	14.366	<b>25.468</b>	18.590	58.424
1	<b>17.309</b>	<b>27.151</b>	<b>19.532</b>	<b>1:03.992</b>	12	14.281	25.724	18.607	58.612	9	14.368	25.495	<b>18.484</b>	<b>58.347</b>
<b>N°4 GERMAIN Brice</b>					<b>N°8 LAHITTE Thomas</b>					10	<b>14.149</b>	<b>25.445</b>	<b>18.382</b>	<b>57.976</b>
1	<b>16.508</b>	<b>27.250</b>	<b>19.897</b>	<b>1:03.655</b>	1	<b>16.780</b>	<b>27.244</b>	<b>18.944</b>	<b>1:02.968</b>	11	14.248	25.498	18.670	58.416
2	<b>14.985</b>	<b>26.167</b>	<b>19.277</b>	<b>1:00.429</b>	2	<b>14.712</b>	<b>25.810</b>	<b>18.656</b>	<b>59.178</b>	12	14.222	25.785	18.964	58.971
<b>N°5 SPIRLI Julien</b>					3	<b>14.350</b>	<b>25.637</b>	18.702	<b>58.689</b>	<b>N°60 CHAPUIS Jean-Claude</b>				
1	<b>16.542</b>	<b>27.025</b>	<b>18.798</b>	<b>1:02.365</b>	4	14.517	25.743	<b>18.643</b>	58.903	1	<b>16.592</b>	<b>27.137</b>	<b>20.049</b>	<b>1:03.778</b>
2	<b>14.462</b>	<b>25.571</b>	<b>18.456</b>	<b>58.489</b>	5	14.378	<b>25.620</b>	18.680	<b>58.678</b>	2	<b>15.124</b>	<b>26.024</b>	<b>18.952</b>	<b>1:00.100</b>
3	<b>14.296</b>	25.666	18.572	58.534	6	14.360	25.688	<b>18.635</b>	58.683	3	<b>14.182</b>	26.654	<b>18.759</b>	<b>59.595</b>
4	14.309	<b>25.543</b>	18.579	<b>58.431</b>	7	<b>14.345</b>	25.653	<b>18.587</b>	<b>58.585</b>	4	14.327	<b>25.571</b>	18.778	<b>58.676</b>
5	14.479	<b>25.454</b>	<b>18.416</b>	<b>58.349</b>	8	14.406	25.787	18.802	58.995	5	14.325	<b>25.473</b>	<b>18.580</b>	<b>58.378</b>
					9	14.447	25.634	18.631	58.712					

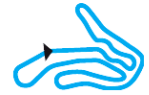


# TROPHÉE OSCAR PETIT

## ÉPREUVE 3

24 & 25 Octobre 2015

Circuit International  
**BRUN**  
Team



### X30 M - Rotax Evo

#### Pré Finale (PF)

#### Analyse des tours

Pour information, sans valeur officielle

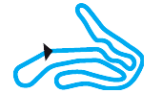
Tours	Secteur 1	Secteur 2	Secteur 3	mps au tour	Tours	Secteur 1	Secteur 2	Secteur 3	mps au tour	Tours	Secteur 1	Secteur 2	Secteur 3	mps au tour
6	14.278	25.485	<b>18.508</b>	<b>58.271</b>	<b>N°64 BOUENOU Mathieu</b>					<b>N°67 L'ORPHELIN Guy</b>				
7	14.252	25.778	18.611	58.641	1	<b>15.913</b>	<b>31.553</b>	<b>18.826</b>	<b>1:06.292</b>	1	<b>16.657</b>	<b>27.746</b>	<b>19.970</b>	<b>1:04.373</b>
8	14.298	<b>25.333</b>	<b>18.454</b>	<b>58.085</b>	2	<b>14.755</b>	<b>26.233</b>	18.874	<b>59.862</b>	2	<b>14.735</b>	<b>25.916</b>	<b>18.891</b>	<b>59.542</b>
9	14.838	25.643	18.551	59.032	3	<b>14.097</b>	<b>25.904</b>	<b>18.591</b>	<b>58.592</b>	3	<b>14.292</b>	<b>25.720</b>	<b>18.761</b>	<b>58.773</b>
10	14.331	25.660	18.742	58.733	4	14.174	<b>25.643</b>	<b>18.471</b>	<b>58.288</b>	4	14.570	<b>25.668</b>	<b>18.663</b>	58.901
11	14.206	25.639	18.659	58.504	5	14.169	<b>25.408</b>	18.671	<b>58.248</b>	5	14.665	25.837	18.824	59.326
12	14.348	25.911	18.844	59.103	6	14.217	25.655	18.493	58.365	6	<b>14.276</b>	<b>25.662</b>	<b>18.557</b>	<b>58.495</b>
<b>N°61 NATHIER Dominique</b>					7	14.259	25.652	18.708	58.619	7	14.336	<b>25.485</b>	18.610	<b>58.431</b>
1	<b>16.281</b>	<b>27.741</b>	<b>19.726</b>	<b>1:03.748</b>	8	14.168	25.632	18.553	58.353	8	14.421	25.549	18.562	58.532
2	<b>14.576</b>	<b>25.768</b>	<b>19.090</b>	<b>59.434</b>	9	14.263	25.679	18.621	58.563	9	14.731	25.783	18.704	59.218
3	<b>14.374</b>	<b>25.676</b>	<b>18.669</b>	<b>58.719</b>	10	14.190	25.543	18.501	<b>58.234</b>	10	14.742	25.576	18.691	59.009
4	14.474	<b>25.651</b>	18.743	58.868	11	14.204	25.650	18.539	58.393	11	14.397	25.603	<b>18.543</b>	58.543
<b>N°62 BARJOT Jean-Christophe</b>					12	14.214	25.547	18.518	58.279	12	14.339	25.622	19.113	59.074
1	<b>17.665</b>	<b>27.399</b>	<b>20.171</b>	<b>1:05.235</b>	<b>N°65 SANSONNENS Rijen</b>					<b>N°68 LIOCHON Anthony</b>				
2	<b>15.136</b>	27.987	<b>19.735</b>	<b>1:02.858</b>	1	<b>18.543</b>	<b>29.125</b>	<b>21.052</b>	<b>1:08.720</b>	1	<b>17.760</b>	<b>27.940</b>	<b>19.757</b>	<b>1:05.457</b>
3	<b>15.107</b>	<b>26.784</b>	<b>19.625</b>	<b>1:01.516</b>	2	<b>16.526</b>	<b>28.626</b>	21.694	<b>1:06.846</b>	2	<b>14.970</b>	<b>27.295</b>	<b>19.685</b>	<b>1:01.950</b>
4	<b>14.937</b>	<b>26.644</b>	<b>19.425</b>	<b>1:01.006</b>	3	16.560	29.222	21.277	1:07.059	3	15.120	<b>26.881</b>	<b>19.526</b>	<b>1:01.527</b>
5	15.058	<b>26.386</b>	<b>19.408</b>	<b>1:00.852</b>	4	16.784	28.979	<b>21.004</b>	<b>1:06.767</b>	4	15.013	<b>26.690</b>	19.550	<b>1:01.253</b>
6	15.054	<b>26.250</b>	<b>19.372</b>	<b>1:00.676</b>	5	<b>16.456</b>	<b>28.491</b>	22.514	1:07.461	5	<b>14.871</b>	<b>26.483</b>	19.572	<b>1:00.926</b>
7	<b>14.859</b>	26.595	19.511	1:00.965	6	16.946	30.237	21.307	1:08.490	6	<b>14.710</b>	<b>26.443</b>	<b>19.234</b>	<b>1:00.387</b>
8	14.919	26.917	19.470	1:01.306	7	16.594	30.369	21.456	1:08.419	7	14.744	26.655	19.611	1:01.010
9	15.028	26.658	19.400	1:01.086	8	21.728	34.002	21.915	1:17.645	8	15.110	26.751	19.710	1:01.571
10	15.237	28.215	19.737	1:03.189	9	17.199	29.659	21.967	1:08.825	9	14.859	26.609	19.551	1:01.019
11	14.903	27.026	19.406	1:01.335	10	16.621	29.293	21.958	1:07.872	10	15.159	28.121	19.597	1:02.877
12	<b>14.801</b>	26.309	19.461	<b>1:00.571</b>	11	16.716	29.093	21.648	1:07.457	11	14.931	26.571	19.648	1:01.150
<b>N°63 JOLINET Grégory</b>					<b>N°66 BUSSET Emmanuel</b>					<b>N°69 GRANVAUD Julien</b>				
1	<b>15.419</b>	<b>26.025</b>	<b>18.911</b>	<b>1:00.355</b>	1	<b>16.990</b>	<b>27.272</b>	<b>20.229</b>	<b>1:04.491</b>	1	<b>16.580</b>	<b>26.579</b>	<b>18.848</b>	<b>1:02.007</b>
2	<b>14.145</b>	<b>25.816</b>	<b>18.749</b>	<b>58.710</b>	2	<b>15.579</b>	<b>26.411</b>	<b>19.037</b>	<b>1:01.027</b>	2	<b>14.340</b>	<b>25.576</b>	<b>18.822</b>	<b>58.738</b>
3	14.597	<b>25.639</b>	<b>18.690</b>	58.926	3	<b>14.487</b>	<b>25.910</b>	<b>18.783</b>	<b>59.180</b>	3	<b>14.256</b>	<b>25.407</b>	18.841	<b>58.504</b>
4	14.251	<b>25.579</b>	<b>18.625</b>	<b>58.455</b>	4	<b>14.444</b>	<b>25.708</b>	<b>18.746</b>	<b>58.898</b>	4	14.285	<b>25.398</b>	<b>18.684</b>	<b>58.367</b>
5	14.182	<b>25.514</b>	<b>18.599</b>	<b>58.295</b>	5	<b>14.433</b>	<b>25.652</b>	18.757	<b>58.842</b>	5	<b>14.167</b>	<b>25.318</b>	<b>18.538</b>	<b>58.023</b>
6	14.241	25.579	<b>18.511</b>	58.331	6	14.828	<b>25.600</b>	18.840	59.268	6	14.235	<b>25.280</b>	<b>18.520</b>	58.035
7	<b>14.095</b>	<b>25.509</b>	<b>18.474</b>	<b>58.078</b>	7	14.443	<b>25.508</b>	18.848	<b>58.799</b>	7	<b>14.147</b>	<b>25.249</b>	18.544	<b>57.940</b>
8	<b>14.092</b>	25.731	18.580	58.403	8	14.448	<b>25.464</b>	19.259	59.171	8	28.683	25.763	18.640	1:13.086
9	14.108	25.559	18.522	58.189	9	14.778	25.864	18.812	59.454	9	14.374	25.448	18.547	58.369
10	14.583	25.704	18.619	58.906	10	14.598	25.820	18.803	59.221	10	14.151	25.289	18.571	58.011
11	<b>14.037</b>	25.715	18.579	58.331	11	<b>14.424</b>	25.739	18.832	58.995	11	<b>14.107</b>	<b>25.196</b>	<b>18.492</b>	<b>57.795</b>
12	14.197	25.808	18.567	58.572	12	14.442	25.765	<b>18.669</b>	58.876					



# TROPHÉE OSCAR PETIT ÉPREUVE 3

24 & 25 Octobre 2015

Circuit International  
**BRUN**  
Team



**X30 M - Rotax Evo**

Pré Finale (PF)

Analyse des tours

Pour information, sans valeur officielle

Tours	Secteur 1	Secteur 2	Secteur 3	mps au tour
12	14.145	25.358	18.531	58.034



# TROPHÉE OSCAR PETIT ÉPREUVE 3

24 & 25 Octobre 2015



**X30 M - Rotax Evo**

**Pré Finale (PF)  
Grille de départ**

**Document 5**

Sous réserve du contrôle technique ou d'incidents d'ordre sportif

		<b>11</b>	<b>11</b> <b>DA RUGNA Guillaume</b> Rotax Max Evo
<b>60</b>	<b>CHAPUIS Jean-Claude</b> X30 Master	<b>10</b>	<b>65</b> <b>SANSONNENS Rijen</b> X30 Master
<b>9</b>	<b>ESNAULT David</b> Rotax Max Evo	<b>9</b>	<b>68</b> <b>LIOCHON Anthony</b> X30 Master
<b>10</b>	<b>BOSSARD Romain</b> Rotax Max Evo	<b>8</b>	<b>62</b> <b>BARJOT Jean-Christophe</b> X30 Master
<b>4</b>	<b>GERMAIN Brice</b> Rotax Max Evo	<b>7</b>	<b>66</b> <b>BUSSERET Emmanuel</b> X30 Master
<b>6</b>	<b>JACQUET MARTIN Nicolas</b> Rotax Max Evo	<b>6</b>	<b>3</b> <b>JACQUET Robin</b> Rotax Max Evo
<b>61</b>	<b>NATHIER Dominique</b> X30 Master	<b>5</b>	<b>67</b> <b>L'ORPHELIN Guy</b> X30 Master
<b>8</b>	<b>LAHITTE Thomas</b> Rotax Max Evo	<b>4</b>	<b>5</b> <b>SPIRLI Julien</b> Rotax Max Evo
<b>64</b>	<b>BOUENOU Mathieu</b> X30 Master	<b>3</b>	<b>69</b> <b>GRANVAUD Julien</b> X30 Master
<b>63</b>	<b>JOLINET Grégory</b> X30 Master	<b>2</b>	<b>7</b> <b>USANNA Anthony</b> Rotax Max Evo
<b>2</b>	<b>MENONI Gabriel</b> Rotax Max Evo	<b>1</b>	<b>1</b> <b>BERTIN Renaud</b> Rotax Max Evo

POLE POSITION



Départ : 25/10 - 11:15 12 Tours = 17,700 Km



# TROPHÉE OSCAR PETIT

## ÉPREUVE 3

24 & 25 Octobre 2015

Circuit International  
**BRUN**  
Team



### X30 M - Rotax Evo

#### Manche Qualificative (MQ)

#### Document 4 OFFICIEL

#### Résultats

Sous réserve du contrôle technique ou d'incidents d'ordre sportif

Clt	N°	Pilote	Classe	Club	CRK	Tours	Ecart	Interv.	leilleur tour
1	▲1	1	BERTIN Renaud	Rotax Max Evo	DUNOIS	CENTRE	9		57.864
2	▼1	2	MENONI Gabriel	Rotax Max Evo	ANNEMASSE	RHÔNE ALPES	9	<b>0.105</b>	0.105 57.764
3	▲1	7	USANNA Anthony	Rotax Max Evo	BESANCON	BOURGOGNE F.COMTÉ	9	<b>0.238</b>	0.133 57.603
4	▲3	63	JOLINET Grégory	X30 Master	L'ENCLOS	BOURGOGNE F.COMTÉ	9	<b>0.892</b>	0.654 57.718
5	▲1	69	GRANVAUD Julien	X30 Master	VARENNES	AUVERGNE	9	<b>1.084</b>	0.192 58.004
6	▲3	64	BOUENOU Mathieu	X30 Master	ALBERTVILLE	RHÔNE ALPES	9	<b>1.260</b>	0.176 57.600
7	▼4	5	SPIRLI Julien	Rotax Max Evo	CH. GAILLARD	RHÔNE ALPES	9	<b>3.326</b>	2.066 57.996
8	≡	8	LAHITTE Thomas	Rotax Max Evo	PAYS AGENAIS	AQUITAINE	9	<b>5.743</b>	2.417 58.165
9	▲1	67	L'ORPHELIN Guy	X30 Master	VAL DE SAONE	BOURGOGNE F.COMTÉ	9	<b>7.361</b>	1.618 58.346
10	▲1	61	NATHIER Dominique	X30 Master	NONTRON	AQUITAINE	9	<b>14.066</b>	6.705 58.686
11	▲4	3	JACQUET Robin	Rotax Max Evo	CH. GAILLARD	RHÔNE ALPES	9	<b>15.214</b>	1.148 58.814
12	▲1	6	JACQUET MARTIN Nicolas	Rotax Max Evo	SAVOIE	RHÔNE ALPES	9	<b>15.605</b>	0.391 58.653
13	▲1	66	BUSSERET Emmanuel	X30 Master	VAL DE SAONE	BOURGOGNE F.COMTÉ	9	<b>15.894</b>	0.289 58.791
14	▲2	4	GERMAIN Brice	Rotax Max Evo	ALBERTVILLE	RHÔNE ALPES	9	<b>20.387</b>	4.493 59.423
15	▲3	62	BARJOT Jean-Christophe	X30 Master	VARENNES	AUVERGNE	9	<b>22.914</b>	2.527 59.849
16	▲1	10	BOSSARD Romain	Rotax Max Evo	DUNOIS	CENTRE	9	<b>27.129</b>	4.215 1:00.363
17	▲3	68	LIOCHON Anthony	X30 Master	VAL DE SAONE	BOURGOGNE F.COMTÉ	9	<b>29.544</b>	2.415 1:00.506
18	▲1	9	ESNAULT David	Rotax Max Evo	DUNOIS	CENTRE	9	<b>51.692</b>	22.148 1:01.230
19	▲2	65	SANSONNENS Rijen	X30 Master	GO KART CLUB	SUISSE	9	<b>1:03.477</b>	11.785 1:03.876
20	▼8	60	CHAPUIS Jean-Claude	X30 Master	ASK LYON KART MASTER	RHÔNE ALPES	1	<b>8 Tours</b>	8 Tours 1:17.660
21	▼16	11	DA RUGNA Guillaume	Rotax Max Evo	ST AMAND	CENTRE	0	<b>9 Tours</b>	1 Tour

Tête de course : N°2 MENONI Gabriel (1-4) / N°1 BERTIN Renaud (5-6) / N°2 MENONI Gabriel (7-8) / N°1 BERTIN Renaud (9-9)

Départ : 25/10 - 09:43:17

Meilleur tour : N°64 BOUENOU Mathieu 57.600 92,18 Km/h

Météo : Légèrement nuageux Air : 12°C Piste : Sèche

Ancien record de l'épreuve : N°2 MENONI Gabriel 57.618 92,15 Km/h

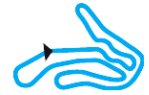


# TROPHÉE OSCAR PETIT

## ÉPREUVE 3

24 & 25 Octobre 2015

Circuit International  
**BRUN**  
Team



**X30 M - Rotax Evo**

Manche Qualificative (MQ)

Pour information, sans valeur officielle

Tableau des tours

	1	2	3	4	5	6	7	8	9	10	11	12	13	14	15	16	17	18	19	20	21
Grille	2	1	5	7	11	69	63	8	64	67	61	60	6	66	3	4	10	62	9	68	65
Départ	1	2	7	5	69	<del>11</del>	63	64	8	61	67	6	66	60	4	62	3	10	9	68	65
Tour 1 Intervalle	2	69 0.7	5 0.5	1 0.0	7 0.4	64 0.5	63 0.2	67 0.6	8 0.1	6 0.1	4 0.3	66 0.5	3 0.2	61 0.2	62 1.2	10 0.4	9 0.4	68 0.2	65 1.5	<del>60</del> 9.4	
Tour 2	2	69 0.4	1 0.2	7 0.6	5 0.2	64 1.2	63 0.1	8 0.9	67 0.8	6 1.3	4 0.0	66 0.0	3 0.0	61 0.1	62 1.5	10 1.5	9 0.7	68 0.5	65 3.0		
Tour 3	2	1 0.3	69 0.1	7 0.4	5 0.3	63 1.3	64 0.2	8 1.3	67 1.3	3 2.7	6 0.0	4 0.6	61 0.2	66 0.2	62 0.7	10 1.4	9 1.5	68 0.4	65 5.9		
Tour 4	2	1 0.1	69 0.3	7 0.1	5 0.9	63 0.6	64 0.2	8 2.2	67 1.3	3 3.5	6 0.0	61 0.9	4 0.3	66 0.1	62 1.8	10 1.5	68 2.5	9 0.4	65 8.7		
Tour 5	1	2 0.2	69 0.4	7 0.1	5 0.9	63 0.2	64 0.0	8 3.2	67 1.1	61 5.3	6 0.1	3 0.3	66 0.5	4 1.6	62 0.6	10 2.0	68 2.6	9 1.4	65 11.4		
Tour 6	1	2 0.1	69 0.7	7 0.1	63 0.8	64 0.4	5 1.1	8 2.1	67 1.2	61 5.6	6 0.7	3 0.2	66 0.2	4 2.5	62 0.8	10 2.4	68 2.9	9 17.4	65 1.1		
Tour 7	2	1 0.1	7 1.0	69 0.4	63 0.1	64 0.4	5 1.5	8 2.2	67 1.2	61 5.9	3 1.1	66 0.2	6 0.3	4 2.9	62 1.2	10 3.2	68 2.5	9 19.0	65 3.4		
Tour 8	2	1 0.1	7 0.7	63 0.8	69 0.3	64 0.0	5 2.0	8 2.4	67 1.4	61 6.1	3 1.2	66 0.1	6 0.2	4 3.7	62 1.7	10 4.2	68 2.5	9 20.2	65 7.2		
Tour 9	1	2 0.1	7 0.1	63 0.6	69 0.1	64 0.1	5 2.0	8 2.4	67 1.6	61 6.7	3 1.1	6 0.3	66 0.2	4 4.4	62 2.5	10 4.2	68 2.4	9 22.1	65 11.7		

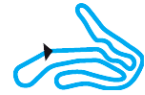


# TROPHÉE OSCAR PETIT

## ÉPREUVE 3

24 & 25 Octobre 2015

Circuit International  
**BRUN**  
Team



### X30 M - Rotax Evo

#### Manche Qualificative (MQ)

Pour information, sans valeur officielle

#### Analyse des tours

Tours	Secteur 1	Secteur 2	Secteur 3	mps au tour	Tours	Secteur 1	Secteur 2	Secteur 3	mps au tour	Tours	Secteur 1	Secteur 2	Secteur 3	mps au tour
<b>N°1 BERTIN Renaud</b>					7	14.574	26.117	18.999	59.690	4	14.367	25.627	18.621	58.615
1	16.869	26.420	18.926	1:02.215	8	14.612	26.043	18.768	59.423	5	14.507	25.509	18.544	58.560
2	14.359	25.373	18.360	58.092	9	14.480	26.228	19.159	59.867	6	14.342	25.476	18.454	58.272
3	14.229	25.335	18.376	57.940	<b>N°5 SPIRLI Julien</b>					7	14.300	25.578	18.651	58.529
4	14.180	25.286	18.415	57.881	1	16.302	26.719	18.971	1:01.992	8	14.297	25.543	18.576	58.416
5	14.242	25.292	18.330	57.864	2	14.622	25.918	18.530	59.070	9	14.226	25.477	18.462	58.165
6	14.251	25.322	18.298	57.871	3	14.227	25.278	18.491	57.996	<b>N°9 ESNAULT David</b>				
7	14.537	25.301	18.371	58.209	4	14.325	25.447	18.586	58.358	1	17.564	27.794	20.054	1:05.412
8	14.295	25.272	18.357	57.924	5	14.413	25.292	18.476	58.181	2	15.710	27.075	19.322	1:02.107
9	14.418	25.668	18.874	58.960	6	14.483	26.574	18.665	59.722	3	15.382	26.404	19.444	1:01.230
<b>N°2 MENONI Gabriel</b>					7	14.343	25.473	18.538	58.354	4	15.405	27.512	19.526	1:02.443
1	15.842	26.141	18.882	1:00.865	8	14.344	25.363	18.561	58.268	5	15.283	26.877	19.616	1:01.776
2	14.466	25.681	18.541	58.688	9	14.342	25.378	18.474	58.194	6	15.206	26.432	34.963	1:16.601
3	14.389	25.501	18.425	58.315	<b>N°6 JACQUET MARTIN Nicolas</b>					7	15.255	27.011	19.871	1:02.137
4	14.289	25.379	18.461	58.129	1	17.442	27.048	18.997	1:03.487	8	15.282	27.217	19.619	1:02.118
5	14.575	25.380	18.328	58.283	2	15.224	26.145	19.998	1:01.367	9	15.613	27.029	19.748	1:02.390
6	14.172	25.295	18.297	57.764	3	15.810	25.977	18.775	1:00.562	<b>N°10 BOSSARD Romain</b>				
7	14.237	25.296	18.369	57.902	4	14.878	25.821	18.780	59.479	1	17.144	28.107	20.009	1:05.260
8	14.265	25.320	18.340	57.925	5	15.136	26.322	18.745	1:00.203	2	15.517	26.419	19.915	1:01.851
9	14.728	25.692	18.767	59.187	6	14.819	25.744	18.726	59.289	3	15.136	26.193	19.084	1:00.413
<b>N°3 JACQUET Robin</b>					7	15.459	25.874	18.504	59.837	4	15.097	26.039	19.865	1:01.001
1	17.395	27.044	19.293	1:03.732	8	14.388	25.795	18.470	58.653	5	14.968	26.413	19.307	1:00.688
2	15.104	26.143	19.255	1:00.502	9	14.744	25.496	18.564	58.804	6	15.045	26.079	19.239	1:00.363
3	15.415	25.929	18.904	1:00.248	<b>N°7 USANNA Anthony</b>					7	15.104	26.495	19.275	1:00.874
4	14.716	25.892	18.872	59.480	1	17.344	26.515	18.657	1:02.516	8	15.036	26.545	19.342	1:00.923
5	15.448	26.600	18.631	1:00.679	2	14.316	25.479	18.502	58.297	9	15.127	26.046	19.443	1:00.616
6	14.644	25.781	18.752	59.177	3	14.237	25.389	18.292	57.918	<b>N°60 CHAPUIS Jean-Claude</b>				
7	14.782	25.647	18.535	58.964	4	14.225	25.191	18.322	57.738	1	21.442	31.308	24.910	1:17.660
8	14.583	25.590	18.681	58.854	5	14.482	25.388	18.375	58.245	<b>N°61 NATHIER Dominique</b>				
9	14.505	25.655	18.654	58.814	6	14.481	25.257	18.388	58.126	1	17.554	28.268	19.318	1:05.140
<b>N°4 GERMAIN Brice</b>					7	14.496	25.408	18.289	58.193	2	15.109	25.987	19.259	1:00.355
1	17.175	27.063	19.021	1:03.259	8	14.148	25.188	18.267	57.603	3	15.875	26.112	19.052	1:01.039
2	15.240	26.214	19.657	1:01.111	9	14.147	25.607	18.683	58.437	4	14.665	25.971	18.925	59.561
3	15.904	26.258	18.944	1:01.106	<b>N°8 LAHITTE Thomas</b>					5	14.493	25.958	18.630	59.081
4	14.655	26.391	19.074	1:00.120	1	17.245	27.226	19.329	1:03.800	6	14.359	25.619	18.708	58.686
5	14.643	26.206	20.676	1:01.525	2	14.756	25.814	18.715	59.285	7	14.373	25.703	18.810	58.886
6	14.605	26.272	18.904	59.781	3	14.450	25.579	18.583	58.612	8	14.361	25.711	18.688	58.760





# TROPHÉE OSCAR PETIT

## ÉPREUVE 3

24 & 25 Octobre 2015



### X30 M - Rotax Evo

#### Manche Qualificative (MQ)

Pour information, sans valeur officielle

#### Analyse des tours

Tours	Secteur 1	Secteur 2	Secteur 3	mps au tour	Tours	Secteur 1	Secteur 2	Secteur 3	mps au tour	Tours	Secteur 1	Secteur 2	Secteur 3	mps au tour
9	14.360	25.709	18.836	58.905	6	16.546	28.792	20.865	1:06.203	3	<b>14.304</b>	<b>25.355</b>	18.751	58.410
<b>N°62 BARIOT Jean-Christophe</b>					7	15.824	27.790	20.860	1:04.474	4	14.331	<b>25.166</b>	<b>18.510</b>	<b>58.007</b>
1	<b>17.877</b>	<b>27.578</b>	<b>19.821</b>	<b>1:05.276</b>	8	16.202	28.990	20.761	1:05.953	5	14.442	25.406	<b>18.413</b>	58.261
2	<b>14.892</b>	<b>26.453</b>	<b>19.370</b>	<b>1:00.715</b>	9	16.827	28.591	21.485	1:06.903	6	14.473	<b>25.128</b>	18.493	58.094
3	14.987	<b>26.192</b>	<b>19.314</b>	<b>1:00.493</b>	<b>N°66 BUSSERET Emmanuel</b>					7	14.886	25.372	18.552	58.810
4	15.268	26.321	19.315	1:00.904	1	<b>17.696</b>	<b>26.932</b>	<b>19.390</b>	<b>1:04.018</b>	8	14.482	25.284	18.672	58.438
5	<b>14.714</b>	<b>26.082</b>	19.384	<b>1:00.180</b>	2	<b>15.017</b>	<b>26.203</b>	19.433	<b>1:00.653</b>	9	<b>14.284</b>	25.191	18.529	<b>58.004</b>
6	<b>14.696</b>	26.101	<b>19.172</b>	<b>59.969</b>	3	16.350	<b>26.071</b>	<b>19.080</b>	1:01.501					
7	14.764	<b>26.003</b>	19.347	1:00.114	4	<b>14.724</b>	<b>25.931</b>	19.161	<b>59.816</b>					
8	<b>14.612</b>	<b>25.995</b>	19.242	<b>59.849</b>	5	14.796	25.944	<b>18.997</b>	<b>59.737</b>					
9	14.881	26.233	19.576	1:00.690	6	<b>14.512</b>	<b>25.600</b>	<b>18.736</b>	<b>58.848</b>					
<b>N°63 JOLINET Grégory</b>					7	14.693	25.642	<b>18.638</b>	58.973					
1	<b>17.380</b>	<b>26.964</b>	<b>18.795</b>	<b>1:03.139</b>	8	14.558	<b>25.545</b>	18.688	<b>58.791</b>					
2	<b>14.983</b>	<b>25.640</b>	<b>18.510</b>	<b>59.133</b>	9	14.584	<b>25.483</b>	19.239	59.306					
3	<b>14.080</b>	<b>25.431</b>	<b>18.390</b>	<b>57.901</b>	<b>N°67 L'ORPHELIN Guy</b>									
4	<b>14.058</b>	<b>25.288</b>	<b>18.372</b>	<b>57.718</b>	1	<b>17.404</b>	<b>26.680</b>	<b>19.310</b>	<b>1:03.394</b>					
5	<b>14.029</b>	25.422	<b>18.313</b>	57.764	2	<b>15.628</b>	<b>25.863</b>	<b>18.807</b>	<b>1:00.298</b>					
6	<b>14.018</b>	25.430	18.417	57.865	3	<b>14.567</b>	<b>25.713</b>	<b>18.745</b>	<b>59.025</b>					
7	14.067	25.442	18.420	57.929	4	<b>14.534</b>	<b>25.531</b>	<b>18.597</b>	<b>58.662</b>					
8	<b>13.959</b>	25.529	18.367	57.855	5	<b>14.310</b>	<b>25.412</b>	18.635	<b>58.357</b>					
9	14.011	25.600	18.595	58.206	6	<b>14.256</b>	25.479	18.611	<b>58.346</b>					
<b>N°64 BOUENOU Mathieu</b>					7	14.438	<b>25.399</b>	18.703	58.540					
1	<b>17.494</b>	<b>26.339</b>	<b>18.947</b>	<b>1:02.780</b>	8	14.443	25.524	18.610	58.577					
2	<b>15.086</b>	<b>25.518</b>	<b>18.607</b>	<b>59.211</b>	9	14.267	25.532	<b>18.583</b>	58.382					
3	<b>14.460</b>	<b>25.453</b>	<b>18.465</b>	<b>58.378</b>	<b>N°68 LIOCHON Anthony</b>									
4	<b>14.119</b>	<b>25.208</b>	<b>18.360</b>	<b>57.687</b>	1	<b>17.801</b>	<b>27.774</b>	<b>20.001</b>	<b>1:05.576</b>					
5	<b>14.084</b>	25.287	<b>18.229</b>	<b>57.600</b>	2	<b>15.680</b>	<b>27.093</b>	<b>19.633</b>	<b>1:02.406</b>					
6	14.369	25.449	18.448	58.266	3	<b>15.081</b>	<b>26.435</b>	19.694	<b>1:01.210</b>					
7	14.137	25.315	18.454	57.906	4	<b>14.983</b>	26.694	19.866	1:01.543					
8	14.153	25.269	18.391	57.813	5	<b>14.854</b>	26.515	<b>19.402</b>	<b>1:00.771</b>					
9	14.446	25.377	18.319	58.142	6	<b>14.762</b>	26.518	<b>19.333</b>	<b>1:00.613</b>					
<b>N°65 SANSONNENS Rijen</b>					7	<b>14.632</b>	<b>26.331</b>	19.558	<b>1:00.521</b>					
1	<b>17.434</b>	<b>28.211</b>	<b>20.916</b>	<b>1:06.561</b>	8	14.764	26.438	19.672	1:00.874					
2	<b>15.761</b>	<b>27.414</b>	<b>20.701</b>	<b>1:03.876</b>	9	14.731	<b>26.330</b>	19.445	<b>1:00.506</b>					
3	<b>15.645</b>	27.900	<b>20.606</b>	1:04.151	<b>N°69 GRANVAUD Julien</b>									
4	15.792	28.426	<b>20.447</b>	1:04.665	1	<b>16.390</b>	<b>26.270</b>	<b>18.741</b>	<b>1:01.401</b>					
5	15.802	27.932	20.836	1:04.570	2	<b>14.331</b>	<b>25.415</b>	<b>18.633</b>	<b>58.379</b>					



# TROPHÉE OSCAR PETIT

## ÉPREUVE 3

24 & 25 Octobre 2015

Circuit International  
**BRUN**  
Team



**X30 M - Rotax Evo**

**Manche Qualificative (MQ)**

**Document 3 OFFICIEL**

**Grille de départ**

Sous réserve du contrôle technique ou d'incidents d'ordre sportif

<b>11</b>	<b>65</b> SANSONNENS Rijen X30 Master
<b>68</b> LIOCHON Anthony X30 Master	<b>10</b> <b>9</b> ESNAULT David Rotax Max Evo
<b>62</b> BARJOT Jean-Christophe X30 Master	<b>9</b> <b>10</b> BOSSARD Romain Rotax Max Evo
<b>4</b> GERMAIN Brice Rotax Max Evo	<b>8</b> <b>3</b> JACQUET Robin Rotax Max Evo
<b>66</b> BUSERET Emmanuel X30 Master	<b>7</b> <b>6</b> JACQUET MARTIN Nicolas Rotax Max Evo
<b>60</b> CHAPUIS Jean-Claude X30 Master	<b>6</b> <b>61</b> NATHIER Dominique X30 Master
<b>67</b> L'ORPHELIN Guy X30 Master	<b>5</b> <b>64</b> BOUENOU Mathieu X30 Master
<b>8</b> LAHITTE Thomas Rotax Max Evo	<b>4</b> <b>63</b> JOLINET Grégory X30 Master
<b>69</b> GRANVAUD Julien X30 Master	<b>3</b> <b>11</b> DA RUGNA Guillaume Rotax Max Evo
<b>7</b> USANNA Anthony Rotax Max Evo	<b>2</b> <b>5</b> SPIRLI Julien Rotax Max Evo
<b>1</b> BERTIN Renaud Rotax Max Evo	<b>1</b> <b>2</b> MENONI Gabriel Rotax Max Evo

POLE POSITION



Départ : 25/10 - 09:28 9 Tours = 13,275 Km



# TROPHÉE OSCAR PETIT

## ÉPREUVE 3

24 & 25 Octobre 2015



### X30 M - Rotax Evo

#### Essais Qualificatifs (EQ)

#### Document 2 OFFICIEL

#### Résultats

Sous réserve du contrôle technique ou d'incidents d'ordre sportif

Cl	N°	Pilote	Club	CRK	Classe	Secteur 1	Secteur 2	Secteur 3	Temps	Ecart	Tours
1	2	<b>MENONI Gabriel</b>	ANNEMASSE	RHÔNE ALPES	Rotax Max Evo	16.005	22.990	18.623	<b>57.618</b>		7
2	1	<b>BERTIN Renaud</b>	DUNOIS	CENTRE	Rotax Max Evo	16.098	23.006	18.546	<b>57.650</b>	0.032	7
3	5	<b>SPIRLI Julien</b>	CH. GAILLARD	RHÔNE ALPES	Rotax Max Evo	16.093	23.102	18.704	<b>57.899</b>	0.281	8
4	7	<b>USANNA Anthony</b>	BESANCON	BOURGOGNE F.COMTÉ	Rotax Max Evo	16.110	23.144	18.664	<b>57.918</b>	0.300	7
5	11	<b>DA RUGNA Guillaume</b>	ST AMAND	CENTRE	Rotax Max Evo	16.158	23.319	18.707	<b>58.184</b>	0.566	6
6	69	<b>GRANVAUD Julien</b>	VARENNES	AUVERGNE	X30 Master	16.241	23.160	18.859	<b>58.260</b>	0.642	7
7	63	<b>JOLINET Grégory</b>	L'ENCLOS	BOURGOGNE F.COMTÉ	X30 Master	16.025	23.548	19.001	<b>58.574</b>	0.956	7
8	8	<b>LAHITTE Thomas</b>	PAYS AGENAIS	AQUITAINE	Rotax Max Evo	16.265	23.394	18.924	<b>58.583</b>	0.965	7
9	64	<b>BOUENOU Mathieu</b>	ALBERTVILLE	RHÔNE ALPES	X30 Master	16.125	23.449	19.012	<b>58.586</b>	0.968	7
10	67	<b>L'ORPHELIN Guy</b>	VAL DE SAONE	BOURGOGNE F.COMTÉ	X30 Master	16.258	23.360	18.995	<b>58.613</b>	0.995	7
11	61	<b>NATHIER Dominique</b>	NONTRON	AQUITAINE	X30 Master	16.300	23.471	18.871	<b>58.642</b>	1.024	7
12	60	<b>CHAPUIS Jean-Claude</b>	ASK LYON KART M	RHÔNE ALPES	X30 Master	16.342	23.352	19.093	<b>58.787</b>	1.169	7
13	6	<b>JACQUET MARTIN Nicola</b>	SAVOIE	RHÔNE ALPES	Rotax Max Evo	16.348	23.492	19.057	<b>58.897</b>	1.279	8
14	66	<b>BUSSERET Emmanuel</b>	VAL DE SAONE	BOURGOGNE F.COMTÉ	X30 Master	16.418	23.604	19.112	<b>59.134</b>	1.516	7
15	3	<b>JACQUET Robin</b>	CH. GAILLARD	RHÔNE ALPES	Rotax Max Evo	16.512	23.655	19.099	<b>59.266</b>	1.648	7
16	4	<b>GERMAIN Brice</b>	ALBERTVILLE	RHÔNE ALPES	Rotax Max Evo	16.580	23.875	19.349	<b>59.804</b>	2.186	7
17	10	<b>BOSSARD Romain</b>	DUNOIS	CENTRE	Rotax Max Evo	16.958	23.883	19.590	<b>1:00.431</b>	2.813	7
18	62	<b>BARJOT Jean-Christophe</b>	VARENNES	AUVERGNE	X30 Master	16.774	24.052	19.768	<b>1:00.594</b>	2.976	7
19	9	<b>ESNAULT David</b>	DUNOIS	CENTRE	Rotax Max Evo	16.690	24.364	19.833	<b>1:00.887</b>	3.269	5
20	68	<b>LIOCHON Anthony</b>	VAL DE SAONE	BOURGOGNE F.COMTÉ	X30 Master	17.311	24.281	19.824	<b>1:01.416</b>	3.798	7
21	65	<b>SANSONNENS Rijen</b>	GO KART CLUB	SUISSE	X30 Master	18.053	26.389	21.476	<b>1:05.918</b>	8.300	3

Départ : 24/10 - 17:03:37

Meilleur tour : N°2 MENONI Gabriel

57.618 92,15 Km/h

Météo : Nuageux Air : 18°C Piste : Sèche



# TROPHÉE OSCAR PETIT

## ÉPREUVE 3

24 & 25 Octobre 2015



**X30 M - Rotax Evo**

**Essais Qualificatifs (EQ)**

Pour information, sans valeur officielle

**Best Sectors Analysis**

S1			S2			S3			Ideal Lap Times					
Clt	N°	Temps	Clt	N°	Temps	Clt	N°	Temps	Clt	N°	Pilote	Ideal Lap	Best Lap	Diff.
1	63	15.984	1	2	22.990	1	1	18.546	1	1	BERTIN Renaud	57.609	57.650	0.041
2	2	16.005	2	1	23.006	2	2	18.623	2	2	MENONI Gabriel	57.618	57.618	
3	7	16.036	3	7	23.018	3	7	18.664	3	7	USANNA Anthony	57.718	57.918	0.200
4	1	16.057	4	5	23.097	4	5	18.704	4	5	SPIRLI Julien	57.894	57.899	0.005
5	5	16.093	5	69	23.160	5	11	18.707	5	11	DA RUGNA Guillaume	58.119	58.184	0.065
6	69	16.104	6	11	23.254	6	69	18.859	6	69	GRANVAUD Julien	58.123	58.260	0.137
7	64	16.119	7	60	23.352	7	61	18.871	7	63	JOLINET Grégory	58.437	58.574	0.137
8	60	16.146	8	67	23.360	8	8	18.886	8	8	LAHITTE Thomas	58.495	58.583	0.088
9	11	16.158	9	64	23.371	9	63	18.905	9	64	BOUENOU Mathieu	58.502	58.586	0.084
10	61	16.215	10	8	23.394	10	6	18.981	10	61	NATHIER Dominique	58.508	58.642	0.134
10	8	16.215	11	61	23.422	11	67	18.984	11	60	CHAPUIS Jean-Claude	58.587	58.787	0.200
12	67	16.258	12	6	23.492	12	64	19.012	12	67	L'ORPHELIN Guy	58.602	58.613	0.011
13	6	16.277	13	66	23.498	13	60	19.089	13	6	JACQUET MARTIN Nicolas	58.750	58.897	0.147
14	66	16.418	14	63	23.548	14	3	19.099	14	66	BUSSERET Emmanuel	59.028	59.134	0.106
15	3	16.468	15	3	23.655	15	66	19.112	15	3	JACQUET Robin	59.222	59.266	0.044
16	4	16.523	16	4	23.803	16	4	19.304	16	4	GERMAIN Brice	59.630	59.804	0.174
17	62	16.636	17	10	23.883	17	10	19.590	17	10	BOSSARD Romain	1:00.431	1:00.431	
18	9	16.690	18	62	24.052	18	9	19.701	18	62	BARJOT Jean-Christophe	1:00.456	1:00.594	0.138
19	68	16.738	19	9	24.125	19	62	19.768	19	9	ESNAULT David	1:00.516	1:00.887	0.371
20	10	16.958	20	68	24.281	20	68	19.824	20	68	LIOCHON Anthony	1:00.843	1:01.416	0.573
21	65	18.053	21	65	26.389	21	65	21.244	21	65	SANSONNENS Rijen	1:05.686	1:05.918	0.232

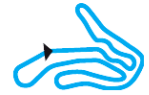


# TROPHÉE OSCAR PETIT

## ÉPREUVE 3

24 & 25 Octobre 2015

Circuit International  
**BRUN**  
Team



### X30 M - Rotax Evo

#### Essais Qualificatifs (EQ)

Pour information, sans valeur officielle

#### Analyse des tours

Tours	Secteur 1	Secteur 2	Secteur 3	mps au tour	Tours	Secteur 1	Secteur 2	Secteur 3	mps au tour	Tours	Secteur 1	Secteur 2	Secteur 3	mps au tour
<b>N°1 BERTIN Renaud</b>					<b>N°6 JACQUET MARTIN Nicolas</b>					<b>N°11 DA RUGNA Guillaume</b>				
1	16.573	23.717	19.228	59.518	5	16.252	23.201	18.785	58.238	2	17.425	24.576	20.082	1:02.083
2	16.346	23.416	18.925	58.687	6	16.119	23.097	18.752	57.968	3	17.109	24.351	19.998	1:01.458
3	16.224	23.127	18.953	58.304	7	16.093	23.102	18.704	57.899	4	17.180	24.313	19.602	1:01.095
4	16.118	23.269	18.678	58.065	8	16.472	23.590	20.554	1:00.616	5	16.966	24.134	19.775	1:00.875
5	16.167	23.772	18.845	58.784	<b>N°7 USANNA Anthony</b>					6	17.038	23.954	19.655	1:00.647
6	16.057	23.059	18.683	57.799	1	17.002	24.069	19.413	1:00.484	7	16.958	23.883	19.590	1:00.431
7	16.098	23.006	18.546	57.650	2	17.094	23.705	19.124	59.923	<b>N°60 CHAPUIS Jean-Claude</b>				
<b>N°2 MENONI Gabriel</b>					<b>N°8 LAHITTE Thomas</b>					<b>N°61 NATHIER Dominique</b>				
1	24.362	36.729	24.033	1:25.124	3	16.420	23.332	19.015	58.767	1	17.052	24.106	20.001	1:01.159
2	16.522	23.919	19.047	59.488	4	16.563	23.510	19.192	59.265	2	16.504	23.610	19.055	59.169
3	16.284	23.232	18.860	58.376	5	16.466	23.675	18.981	59.122	3	16.280	23.403	18.852	58.535
4	16.129	23.238	18.715	58.082	6	16.277	23.645	19.042	58.964	4	16.380	23.578	18.879	58.837
5	16.013	22.995	18.670	57.678	7	16.348	23.492	19.057	58.897	5	16.158	23.319	18.707	58.184
6	16.005	22.990	18.623	57.618	8	16.558	23.514	21.494	1:01.566	6	16.324	23.254	18.722	58.300
7	16.052	23.144	18.693	57.889	<b>N°9 ESNAULT David</b>					<b>N°62 BARJOT Jean-Christophe</b>				
<b>N°3 JACQUET Robin</b>					<b>N°10 BOSSARD Romain</b>									
1	17.623	25.208	19.909	1:02.740	1	17.872	25.208	20.156	1:03.236					
2	17.528	24.101	19.308	1:00.937										
3	16.572	24.401	19.245	1:00.218										
4	16.512	23.655	19.099	59.266										
5	16.743	23.684	19.160	59.587										
6	16.468	23.733	19.178	59.379										
7	16.555	23.961	19.171	59.687										
<b>N°4 GERMAIN Brice</b>														
1	17.447	24.353	19.550	1:01.350										
2	16.618	24.057	19.952	1:00.627										
3	16.529	23.937	20.060	1:00.526										
4	16.523	23.890	19.481	59.894										
5	16.580	23.875	19.349	59.804										
6	16.804	23.803	19.338	59.945										
7	16.601	23.961	19.304	59.866										
<b>N°5 SPIRLI Julien</b>														
1	16.712	24.368	19.418	1:00.498										
2	16.470	23.509	19.023	59.002										
3	16.800	23.343	19.073	59.216										
4	16.225	23.311	18.844	58.380										



# TROPHÉE OSCAR PETIT

## ÉPREUVE 3

24 & 25 Octobre 2015



### X30 M - Rotax Evo

#### Essais Qualificatifs (EQ)

Pour information, sans valeur officielle

#### Analyse des tours

Tours Secteur 1 Secteur 2 Secteur 3 mps au tour

Tours Secteur 1 Secteur 2 Secteur 3 mps au tour

#### N°63 JOLINET Grégory

1	16.377	24.431	19.412	1:00.220
2	16.324	23.861	19.052	59.237
3	16.094	23.870	19.328	59.292
4	16.025	23.548	19.001	58.574
5	15.984	23.915	19.065	58.964
6	15.996	24.712	19.020	59.728
7	16.443	24.741	18.905	1:00.089

#### N°68 LIOCHON Anthony

1	19.024	26.657	20.799	1:06.480
2	17.051	24.973	20.288	1:02.312
3	17.583	24.682	19.971	1:02.236
4	17.311	24.281	19.824	1:01.416
5	16.738	24.359	20.565	1:01.662
6	17.331	24.426	20.103	1:01.860
7	17.492	24.572	19.841	1:01.905

#### N°64 BOUENOU Mathieu

1	16.497	23.855	19.276	59.628
2	16.370	23.567	19.097	59.034
3	16.260	23.410	19.012	58.682
4	16.125	23.449	19.012	58.586
5	16.120	23.412	19.098	58.630
6	16.186	23.371	19.091	58.648
7	16.119	23.721	19.054	58.894

#### N°69 GRANVAUD Julien

1	16.634	23.998	19.102	59.734
2	16.243	23.335	18.996	58.574
3	16.104	23.214	18.946	58.264
4	16.113	23.236	19.387	58.736
5	27.413	34.090	19.752	1:21.255
6	16.357	23.507	19.180	59.044
7	16.241	23.160	18.859	58.260

#### N°65 SANSONNENS Rijen

1	19.216	27.173	21.244	1:07.633
2	18.053	26.389	21.476	1:05.918
3	18.888	26.725	24.737	1:10.350

#### N°66 BUSSET Emmanuel

1	17.172	24.000	20.917	1:02.089
2	16.535	23.547	46.810	1:26.892
3	21.132	24.690	19.468	1:05.290
4	16.751	23.765	19.431	59.947
5	16.494	23.622	19.219	59.335
6	16.546	23.498	19.229	59.273
7	16.418	23.604	19.112	59.134

#### N°67 L'ORPHELIN Guy

1	17.179	24.717	19.640	1:01.536
2	16.709	23.928	20.356	1:00.993
3	16.666	23.827	19.368	59.861
4	16.403	23.464	19.039	58.906
5	16.342	23.550	18.984	58.876
6	16.258	23.360	18.995	58.613
7	16.607	23.420	19.013	59.040



# TROPHÉE OSCAR PETIT ÉPREUVE 3

24 & 25 Octobre 2015

Circuit International  
**BRUN**  
Team



**X30 M - Rotax Evo**

Liste des participants (21 Pilotes)

Document 1 OFFICIEL

N°	Pilote	Classe	Club	CRK
1	BERTIN Renaud	Rotax Max Evo	DUNOIS	CENTRE
2	MENONI Gabriel	Rotax Max Evo	ANNEMASSE	RHÔNE ALPES
3	JACQUET Robin	Rotax Max Evo	CH. GAILLARD	RHÔNE ALPES
4	GERMAIN Brice	Rotax Max Evo	ALBERTVILLE	RHÔNE ALPES
5	SPIRLI Julien	Rotax Max Evo	CH. GAILLARD	RHÔNE ALPES
6	JACQUET MARTIN Nicolas	Rotax Max Evo	SAVOIE	RHÔNE ALPES
7	USANNA Anthony	Rotax Max Evo	BESANCON	BOURGOGNE F.COMTÉ
8	LAHITTE Thomas	Rotax Max Evo	PAYS AGENAIS	AQUITAINE
9	ESNAULT David	Rotax Max Evo	DUNOIS	CENTRE
10	BOSSARD Romain	Rotax Max Evo	DUNOIS	CENTRE
11	DA RUGNA Guillaume	Rotax Max Evo	ST AMAND	CENTRE
60	CHAPUIS Jean-Claude	X30 Master	ASK LYON KART MASTER	RHÔNE ALPES
61	NATHIER Dominique	X30 Master	NONTRON	AQUITAINE
62	BARJOT Jean-Christophe	X30 Master	VARENNES	AUVERGNE
63	JOLINET Grégory	X30 Master	L'ENCLOS	BOURGOGNE F.COMTÉ
64	BOUENOU Mathieu	X30 Master	ALBERTVILLE	RHÔNE ALPES
65	SANSONNENS Rijen	X30 Master	GO KART CLUB	SUISSE
66	BUSSERET Emmanuel	X30 Master	VAL DE SAONE	BOURGOGNE F.COMTÉ
67	L'ORPHELIN Guy	X30 Master	VAL DE SAONE	BOURGOGNE F.COMTÉ
68	LIOCHON Anthony	X30 Master	VAL DE SAONE	BOURGOGNE F.COMTÉ
69	GRANVAUD Julien	X30 Master	VARENNES	AUVERGNE